









Figure 3: A schematic diagram illustrating the structure of a neural network layer. The diagram shows a grid of nodes, with some nodes connected by lines. The nodes are arranged in a roughly rectangular shape, with some nodes having lines extending from them, suggesting connections to other parts of the network. The diagram is labeled with 'A' at the top left and 'e' at the bottom left.








A ee - e e
e e e e e
e e ee e e
e e ee e e
e e e e e
e.ee, e e !











e e e ee e ee e ee
e e e e e e e e ee
e e e e e e e e e e
11 12 e e e e e e e e
e e e e e e e e e e



eeeeee
e
ee
eeeeee

